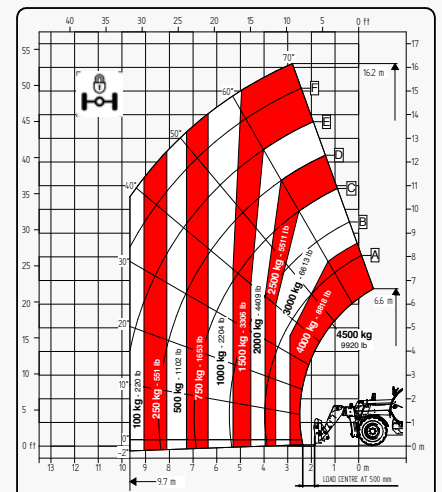
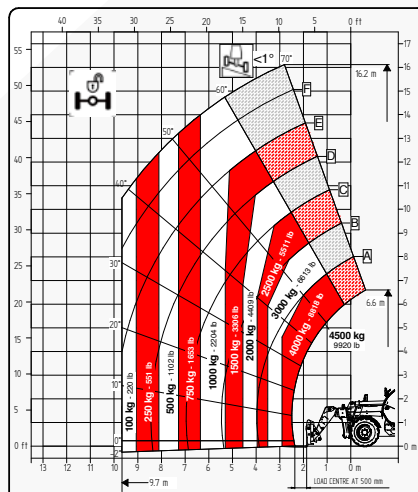
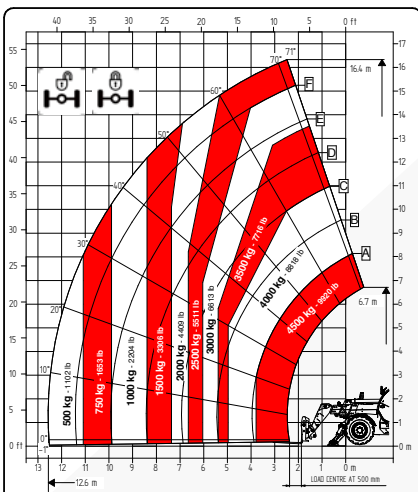


# TECHNICAL SHEET

## 17.45 BIG RANGE



It brings to the attention of all potential customers, all recipients, and to the maximum extent possible, external interlocutors, that Faresin Industries S.p.A. adopts a general Disclaimer regarding the description of the technical and functional characteristics of its machineries, as well as the manner of their use, also with regard to their safety. The Disclaimer must be understood as having a general scope, and therefore Faresin Industries s.p.a. invites to know it, also by accessing the website: [www.faresindustries.com](http://www.faresindustries.com)



**FARESIN.COM**



# 17.45 BIG RANGE

## TECHNICAL FEATURES

MODELS		17.45
<b>DIMENSIONS</b>		
[A] Height	mm	2560
[B] Width	mm	2360
[C] Gauge	mm	1832
[D] Ground clearance	mm	340
[E] Front overhang	mm	2330
[F] Pitch	mm	2950
[G] Rear overhang	mm	1240
[H] Width with stabilizers	mm	3418
[I] Length	mm	6520
[L] Cabin width	mm	960
<b>WEIGHT</b>		
Classic 75	kg	11980

MODELS		17.45
<b>DETAILS</b>		
Number of extracting sections	nr	3
Max capacity	kg	4500
Max lifting height	m	16,4
Max horizontal boom extension	m	12,6
Boom extension at max height	m	2,5
Swinging Angle	°	144
<b>TANK CAPACITY</b>		
Hydraulic oil tank	l	150
Diesel tank	l	120
<b>CONNECTION FOR EQUIPMENT</b>		
FH		●

Dimensions defined on model with wheels 405/70 20

CONFIGURATION		CLASSIC 75
<b>TRANSMISSION</b>		
Hydrostatic		single gear
Speed	km/h	30
<b>ENGINE STAGE IIIA</b>		
Builder		Deutz
Power	kW/hp	74,9/101,8
Drawbar pull	daN	5000
<b>HYDRAULIC</b>		
Pump type		gears pump
Hydraulic capacity	l/bar	100/230
<b>TYRES</b>		
405/70 20		●
405/70 24		○
445/65 R22.5*		○
Turning radius	m	4,2
<b>OTHER</b>		
Joystick		mechanical-electro proportional
Quick coupling		○
Electro-proportional double acting rear hydraulic connection		○
Front and rear LED lights		○
Rear trailer lights socket		○
6 t fixed tow hook		○
Engine water pre-heating		○
Air conditioning		○
Floating boom		○
Boom suspension		○
Manual 6-way diverter		○
PEB (Boom Electric Socket)		○
Creeper		○
Front constant flow		○
Bucket mode		●
Pneumatic / hydraulic trailer brake		○
Frame lateral levelling ±10°		●
Front Stabilizers		●
Rear axle swing block		○

\* standard on models 17.45

● Standard

○ Optional

- Not available